

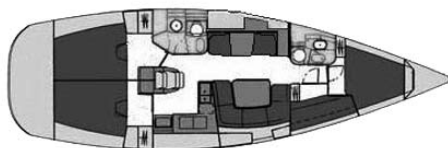
JEANNEAU SUN ODYSSEY 43DS "ELOISE"

A combination of roller furling genoa and single line mainsail reefing with lazy jacks ensure efficient and easy sail handling. As well as a large, comfortable and practical cockpit she has an uncluttered layout with high quality teak decking. You cannot fail to be impressed by the light airy atmosphere and panoramic views from the saloon. The accommodation provides berths for 10 or 8 people without using the saloon berths. Other features are 2 heads both with full size showers, autopilot, gps plotter, wind/depth/log instruments, large fridge, stereo radio/CD player and electric windlass.



YACHT SPECIFICATIONS

LOA	LWL	BEAM	DRAFT	ENGINE	FUEL	WATER
13.2m	12.8m	4.2m	2.0m	55hp	200L	400L
Berths	Cabins	Heads	Showers	Category	Handover	Year
10	5	2	2	2	Saturday	2004



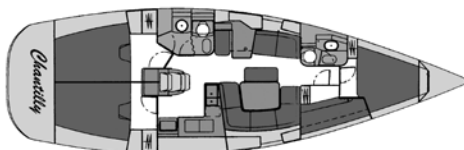
JEANNEAU SUN ODYSSEY 43 "CHANTILLY OF OBAN"

A perfect blend of modern design and traditional construction, with her solid teak decks she not only looks stunning but is fast, comfortable and a delight to sail. Twin wheels provide the helmsmen with an excellent choice of viewing positions. A possible double and single berth in the saloon mean that there is an additional berthing option available when planning accommodation for a crew of up to 10. Equipment includes lazy jacks with single line reefing, electric windlass, autopilot, GPS plotter, wind/speed/depth instruments with repeater, 200 litre fridge, deluxe cooker with 2 burners, grill and oven.



YACHT SPECIFICATIONS

LOA	LWL	BEAM	DRAFT	ENGINE	FUEL	WATER
13.2m	12.8m	4.2m	2.0m	55hp	200L	400L
Berths	Cabins	Heads	Showers	Category	Handover	Year
10	5	2	2	2	Friday	2003





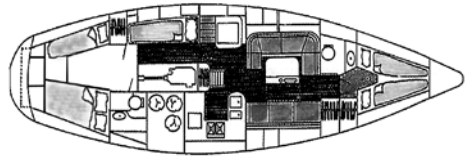
WESTERLY OCEANLORD "OCEAN LORD"

Originally the London Boat Show model, she now has new teak decks, a powerful rig and large self-tailing winches. She has a good windward performance, exemplary seagoing qualities and the 10 berths are arranged so that 8 can sleep in comfort without sharing a double. Equipment includes slab reefing mainsail, roller furling genoa, powerful 55hp engine (new 2008), electric windlass, large cooker and refrigerated cool box. Electronics include GPS/Plotter, VHF, Wind/depth/log instruments, stereo radio, CD and cassette players.



YACHT SPECIFICATIONS

LOA	LWL	BEAM	DRAFT	ENGINE	FUEL	WATER
12.34m	10.74m	4.11m	1.68m	55hp	205L	500L
Berths	Cabins	Heads	Showers	Category	Handover	Year
10	4	2	2	2	Saturday	1994



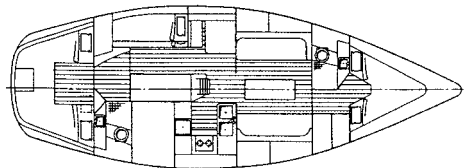
WESTERLY SEALORD "HIGHLAND SEALORD"

With a DoT stability category 1 hull, this classic yacht possesses fine seakindly qualities, is easy to handle, has a good windward performance and her 10 berths are arranged so that 8 can sleep in comfort without sharing a double. Equipment includes roller furling genoa, slab reefing mainsail (new 2008), GPS, wind/depth/speed instruments, CD/Radio player, two burner hob with oven and grill, refrigerated cool box, anchor windlass, propeller stripper and a powerful Bukh engine.



YACHT SPECIFICATIONS

LOA	LWL	BEAM	DRAFT	ENGINE	FUEL	WATER
11.93m	9.91m	4.11m	1.68m	36hp	205L	500L
Berths	Cabins	Heads	Showers	Category	Handover	Year
10	3	2	2	2	Saturday	1986



JEANNEAU SUN ODYSSEY 37 "MERLIN"

Good performance and a well designed interior, illustrate why this yacht has been such a successful design. Comfortable cockpit, and high quality teak decks add to the luxurious feel of this upgraded "legende" version of the yacht. Flexible berthing arrangements comprise 3 double cabins with options in the saloon for both a double and a single berth. The well laid out galley includes a 150 litre fridge with freezer area. The spacious heads includes a full size shower. Equipment includes lazy jacks with single line reefing, teak cockpit table, electric windlass, autopilot, GPS plotter, wind/speed/depth instruments, CD/MP3/Radio and plasma TV.

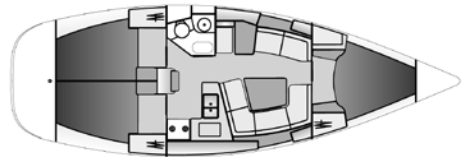
MOODY 31 "TRUE BLUE OF HAMBLE"

This classic design from Moody combines sleek lines with remarkably spacious accommodation. Below, there are two private double cabins and a large saloon with two further single berths. The chart table area and galley are well proportioned making the yacht equally workable at sea or at anchor. Her deep, safe cockpit easy handling and exemplary seagoing qualities make her a very popular small family yacht. Equipment includes a fully battened mainsail, furling genoa, GPS, wind/depth/speed instruments, refrigerated cool box, stereo radio/CD player and electric windlass and GPS Chartplotter.



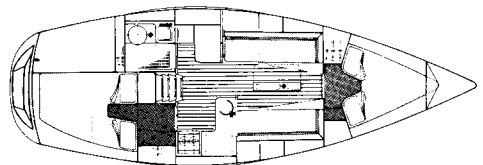
YACHT SPECIFICATIONS

LOA	LWL	BEAM	DRAFT	ENGINE	FUEL	WATER
11.4m	9.7m	3.7m	1.95m	40hp	136L	320L
Berths	Cabins	Heads	Showers	Category	Handover	Year
8	4	1	1	2	Friday	2006



YACHT SPECIFICATIONS

LOA	LWL	BEAM	DRAFT	ENGINE	FUEL	WATER
9.37m	7.75m	3.2m	1.52m	20hp	90L	130L
Berths	Cabins	Heads	Showers	Category	Handover	Year
6	3	1	1	2	Friday	1989





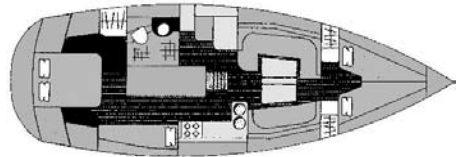
MOODY 36 "RUSTY NAIL"

An immaculate example of this modern and comfortable centre cockpit design from the Bill Dixon stable. Her performance and spacious airy interior has made her a very popular addition to our fleet. "Rusty Nail" is particularly well equipped with many features seldom found on charter yachts including a very efficient in-mast mainsail reefing system. Other equipment includes, GPS/plotter, autopilot, Navtex, wind/depth/speed instruments, radio/CD player and electric windlass.



YACHT SPECIFICATIONS

LOA	LWL	BEAM	DRAFT	ENGINE	FUEL	WATER
10.77m	9.25m	3.73m	1.75m	39hp	227L	340L
Berths	Cabins	Heads	Showers	Category	Handover	Year
6	3	1	1	2	Thursday	1997



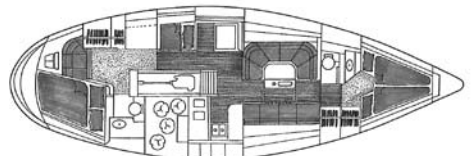
WESTERLY OCEANRANGER "CLEAR BLUE"

This elegant yacht combines excellent sailing performance with an attractive, spacious, teak finished interior. Ideal for fast passage making in a high degree of comfort, "Clear Blue" is a yacht you will be proud to sail. She has teak decks and equipment includes mainsail with lazy jack reefing and furling genoa, large self tailing winches, GPS, Wind/Depth/Log instruments, Navtex, stereo radio/CD player, refrigerated cool box and electric windlass and GPS Chartplotter.



YACHT SPECIFICATIONS

LOA	LWL	BEAM	DRAFT	ENGINE	FUEL	WATER
11.58m	9.37m	3.86m	1.52m	40hp	160L	320L
Berths	Cabins	Heads	Showers	Category	Handover	Year
8	3	2	2	2	Sunday	1995



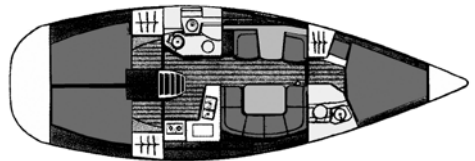
JEANNEAU SUNFAST 40 "TIGH SOLUIS"

A powerful triple spreader rig and deep draft lead keel make this a seriously fast cruising yacht. On deck she has an electric windlass, twin steering wheels, fully battened mainsail, lazyjack reefing and cockpit mainsheet traveller system. Accommodation is generous with 3 double cabins plus a double saloon berth. Equipment includes wind/depth/log, cockpit GPS/Plotter and autopilot. A racing package with additional insurance and various extra sails is also available.



YACHT SPECIFICATIONS

LOA	LWL	BEAM	DRAFT	ENGINE	FUEL	WATER
11.75m	10.17m	3.95m	2.4m	40hp	136L	320L
Berths	Cabins	Heads	Showers	Category	Handover	Year
8	4	2	2	2	Wednesday	2003



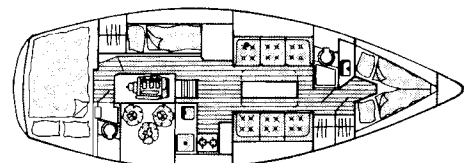
WESTERLY CORSAIR MK11 "GOLDRUSH OF CLYDE"

This thoughtfully designed centre cockpit sloop has a good turn of speed, is easily handled and has exceptional seagoing qualities. She is very comfortable for living aboard for long spells at a time making her ideal for two families or one large group. Equipment includes GPS, wind/depth/speed instruments, slab reefing mainsail, furling genoa, a stereo CD/radio, refrigerated cool box and electric windlass.



YACHT SPECIFICATIONS

LOA	LWL	BEAM	DRAFT	ENGINE	FUEL	WATER
10.87m	9.27m	3.86m	1.52m	30hp	160L	320L
Berths	Cabins	Heads	Showers	Category	Handover	Year
8	3	2	1	2	Wednesday	1988





BENETEAU FIRST 40.7 "GAEL FORCE"

New to the fleet for 2009 this yacht will suit Skippers who want to cover large distances. Her powerful fractional rig, hydraulic backstay tensioner, rod rigging and deep draught reveal the fact that Bruce Farr designed her with performance in mind yet she remains easy to handle for the cruising sailor. Below deck you will still find all the comforts expected of a modern luxury yacht – excellent galley, cream leather upholstery, heating system and 3 large double cabins and room for 2 in the saloon all with plenty of storage. Racing package available (Spinnaker and extra insurance).



YACHT SPECIFICATIONS

LOA	LWL	BEAM	DRAFT	ENGINE	FUEL	WATER
11.92m	10.62m	3.78m	2.4m	40hp	138L	272L
Berths	Cabins	Heads	Showers	Category	Handover	Year
8	4	1	1	2	Sunday	2001

